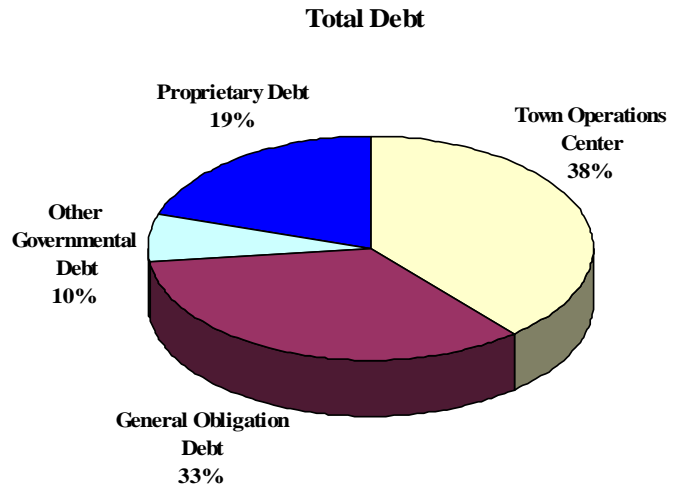


DEBT SERVICE FUND

The Debt Service Fund accounts for the principal and interest payments for the Town's general obligation bonds and certificates of participation issued for construction of the Town Operations Center.



DEBT & BOND RATINGS

As of June 30, 2007, the Town had about \$64 million in debt. On June 30, 2005, the Town borrowed \$26 million in certificates of participation for the Town Operations Center project, which represents the largest portion of debt with a balance of \$23,135,000 at June 30, 2008. The next largest portion of debt, \$19.5 million, is in general obligation bonds. The Town has an additional \$5.4 million in certificates of participation which were used to finance the parking deck and other off-street parking facilities. This debt is paid entirely from parking fee revenue. The long term debt also includes installment financing for equipment and land and reserves for compensated absences, that is, the amount that the Town owes for future payments for employee vacation.

Long-Term Debt June 30, 2008	
Governmental Debt	
General obligation debt	\$ 19,515,000
Certificates of Participation	23,135,000
Installment debt	3,900,000
Separation allowance (est.)	368,676
Compensated absences (est.)	<u>2,044,960</u>
Total	\$ <u>48,963,636</u>
Proprietary Fund Debt	
Enterprise Funds	
Certificates of Participation	\$ 5,430,000
Compensated absences (est.)	610,686
Internal Service Funds	
Motor vehicle equipment	<u>5,180,307</u>
Total	\$ <u>11,220,993</u>

Current Debt Obligations

The Town's debt repayment schedule had been steady for a number of years, but beginning in 2005-06, additional new debt service costs of about \$2.5 million annually became necessary for the construction of a new Public Works facility. The University of North Carolina did not renew the lease that the Town held for the site of the Public Works and Transportation facilities, so the Town built a new center and moved into the facility in 2007. The Town received federal and State grant commitments sufficient to cover the cost of the Transportation facility, and borrowed \$26 million in certificates of participation for construction of the Public Works facility.

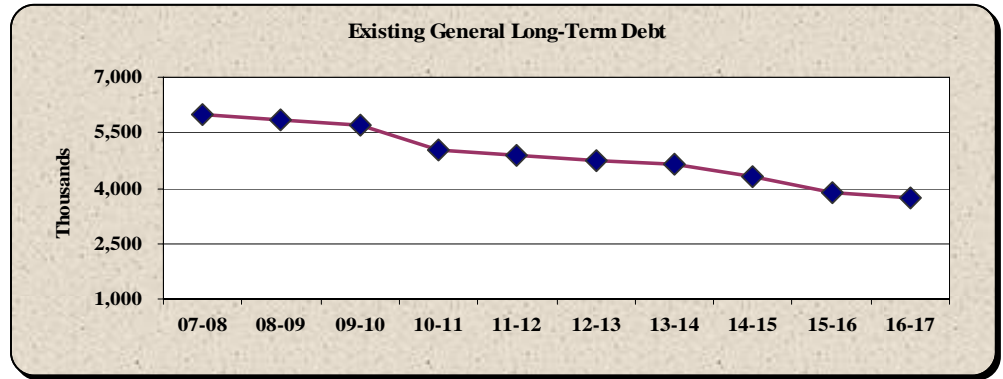
In fall of 2006, the Town also issued \$4,950,000 of the \$29,360,000 in General Obligation bonds authorized in November 2003.

DEBT & BOND RATINGS

The Town's long-term debt payments for existing general obligation bonds and certificates of participation are shown below for the next ten years:

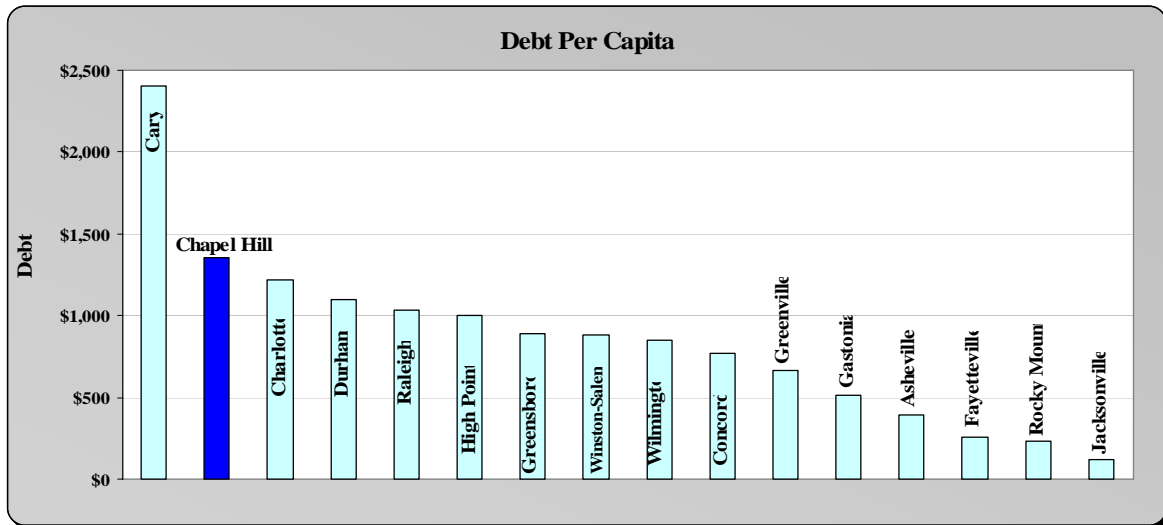
Long-Term Debt

07-08	5,993,873
08-09	5,846,331
09-10	5,694,108
10-11	5,015,901
11-12	4,894,861
12-13	4,762,403
13-14	4,628,951
14-15	4,303,786
15-16	3,877,683
16-17	3,758,276



Future Additional Debt

The Town Council placed a bond referendum before the citizens of Chapel Hill in November of 2003. The purpose of the referendum was to consider the issuance of general obligation bonds to finance an expansion of the current Town Library in the amount of \$16,260,000 as recommended by consultants, and to finance various other capital improvement projects in the amount of \$13,100,000 as recommended by the Council's Committee on Sustainability, Energy and Environment. The voters approved the bond referendum totaling \$29,360,000, of which \$20,410,000 remains outstanding.



(Ratios of total outstanding G.O.B. debt, authorized & unissued G.O.B. debt, and IP debt, excluding enterprise, for N.C. populations greater than 50,000. Source: Analysis of Debt of N.C. Municipalities 1/31/2007, Department of State Treasurer, Division of State and Local Government Finance.)

DEBT & BOND RATINGS

The Town also anticipates the sale of \$7,245,000 in debt to cover the cost of underground parking for the Downtown Initiative in 2011-12.

Debt Limits

By State law, local governments may issue debt totaling 8% of the total assessed value of its property tax base. The 8% limit applies to general obligation bonds and certificates of participation. The Town is allowed seven years to issue general obligation debt once it is approved by the taxpayers, which allows the Town to phase in debt as it is needed and as older debt drops off the repayment schedule. Outstanding debt in most governmental units falls well below the 8% of the total assessed value limit, and typically ranges from about 1% to 4% for most governments, depending on the utility enterprises operated by the unit.

The Town's outstanding debt that applies to this limit at June 30, 2008 totaled \$19,515,000 in outstanding general obligation bonds. The total is less than 1% of the Town's June 30, 2008 tax base (\$5.66 billion). If we were to include the remaining \$20,410,000 of the \$29,360,000 bond referendum which was

passed in November 2003, it would bring the legal debt margin to \$412,855,511 which is still well within the normal range for governmental entities.

The Town's annual general obligation and certificate of participation debt service cost for 2008-09 is estimated to be about \$6.3 million, or about 12.8% of the General Fund original budget. A general guideline by bond rating agencies is that annual debt service is considered to be low to moderate if it is less than 10% of its annual General Fund budget. We are aware that we have exceeded our own debt guidelines by increasing debt service to over 10% of the estimated budget. Our projections show that we will continue to have debt between 10% and 12% of budget for the next five years. We will continue to monitor this indicator because it is one of numerous factors used to determine the Town's credit rating.

TOWN OF CHAPEL HILL, NORTH CAROLINA	
COMPUTATION OF LEGAL DEBT MARGIN	
June 30, 2008	
Total assessed valuation at June 30, 2008	\$ <u>5,659,756,385</u>
Debt limit - 8% of total assessed value	\$ <u>452,780,511</u>
Amount of debt applicable to debt limit:	
General obligation bonds	<u>19,515,000</u>
Legal debt margin	\$ <u><u>433,265,511</u></u>

DEBT & BOND RATINGS

RATIO OF NET BONDED DEBT TO ASSESSED VALUE AND NET BONDED DEBT PER CAPITA LAST TEN FISCAL YEARS					
Fiscal Year Ended June 30	Population Estimate	Taxable Assessed Value	Net Bonded Debt	Ratio of Net Bonded Debt to Taxable Assessed Value	Net Bonded Debt Per Capita
1998	43,423	2,768,696,681	18,090,000	0.65	417
1999	43,977	3,039,516,608	16,880,000	0.59	384
2000	46,019	2,944,165,957	20,225,000	0.69	439
2001	48,902	3,039,516,608	18,705,000	0.62	382
2002	50,454	4,021,127,152	17,380,000	0.43	344
2003	51,005	4,167,181,402	20,070,000	0.48	393
2004	51,485	4,305,436,972	18,400,000	0.43	357
2005	51,519	4,458,136,168	46,725,000	1.05	907
2006	52,397	5,300,417,389	44,045,000	0.83	841
2007	52,397	5,472,958,888	46,130,000	0.84	880

Note: Net bonded debt includes general obligation bonds and certificates of participation.

Bond Ratings

The Town's bond ratings evidence its financial strength. When the Town issues general obligation bonds or other securities, rating agencies reevaluate the Town's current and future ability to repay debt. As a part of the evaluations, the agencies examine the Town's management, reserves, current debt obligations, community growth and stability of key revenue sources. Because of a solid employment base in and around the Town of Chapel Hill and the Town's careful management of resources, the Town has maintained especially high bond ratings for a municipality of its size. In October 2006, the Town's bond ratings were confirmed at triple A from Moody's Investor Service and from Standard and Poor's, the highest rating attainable.

Moody's	AAA
Standard & Poor's	AAA

DEBT SERVICE FUND BUDGET SUMMARY

The Debt Service Fund is used to account for debt payments on the Town's general obligation bonds issued for capital improvement projects and on the certificates of participation issued for construction of the Town Operations Center. Funding for debt service has historically come from a transfer from the General Fund to the Debt Service Fund, but beginning in 2008-09, the adopted budget allocates a portion (11 cents) of the property tax rate to debt service payments. The 2008-09 Debt Service budget also includes debt that previously has been reported in the CIP Fund.

EXPENDITURES

	2006-07 Actual	2007-08 Original Budget	2007-08 Revised Budget	2007-08 Estimated	2008-09 Adopted Budget	% Change from 2007-08
Principal Payments	2,865,000	3,480,000	3,480,000	3,480,000	4,000,000	14.9%
Interest Expense	1,952,284	2,056,025	2,056,025	2,056,025	2,343,926	14.0%
Reserve for debt	-	-	-	-	56,074	N/A
Total	4,817,284	5,536,025	5,536,025	5,536,025	6,400,000	15.6%

REVENUES

	2006-07 Actual	2007-08 Original Budget	2007-08 Revised Budget	2007-08 Estimated	2008-09 Adopted Budget	% Change from 2007-08
Property Taxes	-	-	-	-	6,400,000	N/A
Transfer from General Fund	4,812,421	5,536,025	5,536,025	5,536,025	-	-100.0%
Appropriated Fund Balance	(5,424)	-	-	-	-	N/A
Interest Income	10,287	-	-	-	-	N/A
Total	4,817,284	5,536,025	5,536,025	5,536,025	6,400,000	15.6%