




INSTRUCTIONS FOR HANDICAPPED PARKING

WELCOME SCREEN

WELCOME TO CHAPEL HILL
 ENTER SPACE NUMBER
 OR FOR HANDICAP PAYMENT PRESS 
 FOR PAYMENT HELP 

STEP 1

PRESS  ON KEYPAD FOR HANDICAP PAYMENT


HANDICAP WARNING SCREEN

WARNING: \$250 FINE FOR NOT DISPLAYING HANDICAP PLACARD
 ENTER SPACE NUMBER ON THE NEXT SCREEN
 OR PRESS **C** TO CANCEL

STEP 2

HANDICAP WARNING WILL DISPLAY FOR 10 SECONDS
 OR PRESS **C** TO CANCEL AND RETURN TO THE WELCOME SCREEN

HANDICAP SPACE SCREEN

ENTER SPACE NUMBER
 PRESS  FOR HELP

STEP 3

ENTER YOUR SPACE NUMBER OR PRESS  FOR HELP

PAYMENT INSTRUCTION

SPACE 101 EXPIRED
 INSERT COINS OR PRESS **OK** FOR CREDIT CARD

STEP 4

INSERT COINS OR PRESS **OK** FOR CREDIT CARD PAYMENT

COIN PAYMENT


SPACE 101
 1:00:00
 INSERT COINS OR PRESS **OK** FOR CREDIT CARD

STEP 5

COINS MAY BE INSERTED UP TO THE MAXIMUM TIME LIMIT

TRANSACTION COMPLETE

CREDIT CARD PAYMENT

SPACE 101
 \$1.00 FOR 1.00 HOURS
 USE  TO ADD TIME TO REDUCE TIME
 PRESS **OK** TO PAY

STEP 5

SELECT DESIRED TIME USING  AND PRESS **OK**

CREDIT CARD INSTRUCTION

SPACE 101
 VISA - MASTERCARD
 INSERT AND REMOVE CREDIT CARD TO PAY \$1.00
 TO CANCEL PRESS **C**

STEP 6

INSERT AND REMOVE CREDIT CARD

CREDIT CARD AUTHORIZATION

SPACE 101
 VISA - MASTERCARD
 AUTHORIZING PAYMENT PLEASE WAIT
 \$1.00

STEP 7

METER AUTHORIZING PAYMENT (NO ACTION REQUIRED)

CREDIT CARD ACCEPTANCE

SPACE 101
 1:00:00
 CARD PAYMENT ACCEPTED
 EXPIRES AT 12/1/11 09:00:00AM

STEP 8

METER WILL PROVIDE AN ACCEPTED OR DECLINED STATUS (NO ACTION REQUIRED)

CREDIT CARD FINAL

SPACE 101
 1:00:00
 NO RECEIPT NEEDED
 EXPIRES AT 12/1/11 09:00:00AM

STEP 9

METER WILL PROVIDE THE EXPIRATION TIME (NO ACTION REQUIRED)

TRANSACTION COMPLETE